

Ganpati Plastfab Limited

Quarter ended: 30/09/2013

Introductory sub-table (I)(a)

Partly paid-up shares:-	No. of partly paid-up shares	As a % of total no. of partly paid-up shares	As a % of total no. of shares of the company
Held by promoter/promoter group	0	0	0
Held by public	0	0	0
Total	0	0	0

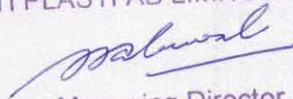
Outstanding convertible securities:-	No. of outstanding securities	As a % of total no. of outstanding convertible securities	As a % of total no. of shares of the company, assuming full conversion of the convertible securities
Held by promoter/promoter group	0	0	0
Held by public	0	0	0
Total	0	0	0

Warrants:-	No. of warrants	As a % of total no. of warrants	As a % of total no. of shares of the company, assuming full conversion of warrants
Held by promoter/promoter group	0	0	0
Held by public	0	0	0
Total	0	0	0

Total paid-up capital of the company, assuming full conversion of warrants and convertible securities

26606000

For GANPATI PLASTFAB LIMITED


Managing Director

Statement Showing Shareholding Pattern

Category of Shareholder	Table (I)(a)						Shares Pledged or otherwise encumbered	
	Number of Shareholders	Total number of shares	Number of shares held in dematerialized form	Total shareholding as a percentage of total number of shares		Number of shares	As a percentage	
				As a percentage of (A+B) ¹	As a percentage of (A+B+C)			
(II)	(III)	(IV)	(V)	(VI)	(VII)	(VIII)	(IX)= (VIII)/(IV)*100	
Shareholding of Promoter and Promoter Indian								
Individuals/ Hindu Undivided Family	19	1582300	0	59.47	59.47	0	0.00	
Central Government/ State Government(s)	0	0	0	0.00	0.00	0	0.00	
Bodies Corporate	0	0	0	0.00	0.00	0	0.00	
Financial Institutions/ Banks	0	0	0	0.00	0.00	0	0.00	
Any Others(Specify)	0	0	0	0.00	0.00	0	0.00	
Sub Total(A)(1)	19	1582300	0	59.47	59.47	0	0.00	
Foreign								
Individuals (Non-Residents Individuals/ Foreign Individuals)	0	0	0	0.00	0.00	0	0.00	
Bodies Corporate	0	0	0	0.00	0.00	0	0.00	
Institutions	0	0	0	0.00	0.00	0	0.00	
Qualified Foreign Investor	0	0	0	0.00	0.00	0	0.00	
Any Others(Specify)	0	0	0	0.00	0.00	0	0.00	
Sub Total(A)(2)	0	0	0	0.00	0.00	0	0.00	
Total Shareholding of Promoter and	19	1582300	0	59.47	59.47	0	0.00	
Public shareholding								
Institutions								
Mutual Funds/ UTI	1	68400	0	2.57	2.57	0	0.00	
Financial Institutions / Banks	0	0	0	0.00	0.00	0	0	
Central Government/ State Government(s)	0	0	0	0.00	0.00	0	0	
Venture Capital Funds	0	0	0	0.00	0.00	0	0	
Insurance Companies	0	0	0	0.00	0.00	0	0	
Foreign Institutional Investors	0	0	0	0.00	0.00	0	0	
Foreign Venture Capital Investors	0	0	0	0.00	0.00	0	0	
Qualified Foreign Investor	0	0	0	0.00	0.00	0	0	
Any Other (specify)	0	0	0	0.00	0.00	0	0	
Sub-Total (B)(1)	1	68400	0	2.57	2.57	0	0.00	
Non-institutions								
Bodies Corporate	13	377400	0	14.18	14.18	0	0.00	
Individuals								
Individuals -i. Individual shareholders holding nominal share capital up to Rs 1 lakh	600	465200	0	17.48	17.48	0	0.00	
ii. Individual shareholders holding nominal share capital in excess of Rs. 1 lakh.	2	50900	0	1.91	1.91	0	0.00	
Qualified Foreign Investor	0	0	0	0.00	0.00	0	0.00	
Any Other (specify)								
NRI	22	81400	0	3.06	3.06	0	0.00	
Overseas Corporate Bodies	2	35000	0	1.32	1.32	0	0.00	
Sub-Total (B)(2)	639	1009900	0	37.96	37.96	0	0.00	
Total Public Shareholding (B)= (B)(1)+(B)(2)	640	1078300	0	40.53	40.53	0	0.00	
TOTAL (A)+(B)	659	2660600	0	100.00	100.00	0	0.00	
Shares held by Custodians and against which Depository Receipts have been issued								
Promoter and Promoter Group	0	0	0	0.00	0.00	0	0.00	
Public	0	0	0	0.00	0.00	0	0.00	
Sub-Total (C)	0	0	0	0.00	0.00	0	0.00	
GRAND TOTAL (A)+(B)+(C)	659	2660600	0	100.00	100.00	0	0.00	

FOR GANPATI PLASTFAB LIMITED

Managing Director

(I)(b) Statement showing holding of securities (including shares, warrants, convertible securities) of persons belonging to the category "Promoter and Promoter Group"

Sr. No.	Name of the shareholder	Details of Shares held		Encumbered shares (*)			Details of warrants		Details of convertible securities		Total shares (including underlying shares assuming full conversion of warrants and convertible securities) as a % of diluted share capital
		Number of shares held	As a % of grand total (A)+(B)+(C)	No.	As a percentage	As a % of grand total (A)+(B)+(C) of sub-clause (I)(a)	Number of warrants held	As a % total number of warrants of the same class	Number of convertible securities held	As a % total number of convertible securities of the same class	
(i)	(ii)	(iii)	(iv)	(v)	(vi)=(v)/(iii)*100	(vii)	(viii)	(ix)	(x)	(xi)	(xii)
1	Ashok Kumar Pabuwal	245600	9.23	0	0.00	0.00	0	0.00	0	0.00	9.23
2	Hansraj Pabuwal	104332	3.92	0	0.00	0.00	0	0.00	0	0.00	3.92
3	Pradeep Saraf	242788	9.13	0	0.00	0.00	0	0.00	0	0.00	9.13
4	Mahendra R Saraf	95100	3.57	0	0.00	0.00	0	0.00	0	0.00	3.57
5	Madhu Pabuwal	139747	5.25	0	0.00	0.00	0	0.00	0	0.00	5.25
6	Ankur Pabuwal	72766	2.73	0	0.00	0.00	0	0.00	0	0.00	2.73
7	Ankita Pabuwal	13350	0.50	0	0.00	0.00	0	0.00	0	0.00	0.50
8	Shishir Saraf	111262	4.18	0	0.00	0.00	0	0.00	0	0.00	4.18
9	Anita Saraf	96300	3.62	0	0.00	0.00	0	0.00	0	0.00	3.62
10	Shalini Saraf	154500	5.81	0	0.00	0.00	0	0.00	0	0.00	5.81
11	Nirmala Khnadelwal	2500	0.09	0	0.00	0.00	0	0.00	0	0.00	0.09
12	Manish K Muraraka	6700	0.25	0	0.00	0.00	0	0.00	0	0.00	0.25
13	Kashi P Murarka	3400	0.13	0	0.00	0.00	0	0.00	0	0.00	0.13
14	Anil K murarka	6700	0.25	0	0.00	0.00	0	0.00	0	0.00	0.25
15	Shradha Pabuwal	4000	0.15	0	0.00	0.00	0	0.00	0	0.00	0.15
16	H.R. Pabuwal & Sons HUF	32475	1.22	0	0.00	0.00	0	0.00	0	0.00	1.22
17	A.K. Pabuwal & Sons	212580	7.99	0	0.00	0.00	0	0.00	0	0.00	7.99
18	Pradeep Saraf & Sons	28300	1.06	0	0.00	0.00	0	0.00	0	0.00	1.06
19	Mahendra R Saraf & Sons	9900	0.37	0	0.00	0.00	0	0.00	0	0.00	0.37
	TOTAL	1582300	59.47	0	0.00	0.00	0	0.00	0	0.00	59.47

(*) The term "encumbrance" has the same meaning as assigned to it in regulation 28(3) of the SAST Regulations, 2011

For GANPATI PLASTFAB LIMITED


Managing Director

(I)(c)(i) Statement showing holding of securities (including shares, warrants, convertible securities) of persons belonging to the category "Public" and holding more than 1% of the total number of shares

Sr. No.	Name of the shareholder	Number of shares held	Shares as a percentage of total number of shares {i.e., Grand Total (A)+(B)+(C) indicated in Statement at para (I)(a) above}	Details of warrants		Details of convertible securities		Total shares (including underlying shares assuming full conversion of warrants and convertible securities) as a % of diluted share capital
				Number of warrants held	As a % total number of warrants of the same class	Number of convertible securities held	% w.r.t total number of convertible securities of the same class	
1	Bank of India	68400	2.57	0	0	0	0	2.57
2	Rishabh R. Saraf	33400	1.26	0	0	0	0	1.26
TOTAL		101800	3.83	0	0	0	0	3.83

For GANPATI PLASTFAB LIMITED

Maheshwar
Managing Director

(I)(c)(ii) Statement showing holding of securities (including shares, warrants, convertible securities) of persons (together with PAC) belonging to the category "Public" and holding more than 5% of the total number of shares of the company

Sr. No.	Name(s) of the shareholder(s) and the Persons Acting in Concert (PAC) with them	Number of shares	Shares as a percentage of total number of shares {i.e., Grand Total (A)+(B)+(C) indicated in Statement at para (I)(a) above}	Details of warrants		Details of convertible securities		Total shares (including underlying shares assuming full conversion of warrants and convertible securities) as a % of diluted share capital
				Number of warrants	As a % total number of warrants of the same class	Number of convertible securities held	% w.r.t total number of convertible securities of the same class	
1	Sharma East Hospital & medical research Ltd.	290900	10.93	0	0.00	0	0.00	10.93
TOTAL		290900	10.93	0	0.00	0	0	10.93


For GANPATI PLASTFAB LIMITED


Managing Director

(I)(d) Statement showing details of locked-in shares

Sr. No.	Name of the shareholder	Number of locked-in shares	Locked-in shares as a percentage of total number of shares (i.e., Grand Total (A)+(B)+(C) indicated in Statement at para (I)(a) above)
1	N.A.	N.A.	N.A.
TOTAL		0	0.00


For GANPATI PLASTFAB LIMITED


Managing Director

(II)(a) Statement showing details of Depository Receipts (DRs).

Sr. No.	Type of outstanding DR (ADRs, GDRs, SDRs, etc.)	Number of outstanding DRs	Number of shares underlying outstanding DRs	Shares underlying outstanding DRs as a percentage of total number of shares {i.e., Grand Total (A)+(B)+(C) indicated in Statement at para (I)(a) above}
1	N.A.	N.A.	N.A.	N.A.
TOTAL		0	0	0.00

For GANPATI PLASTFAB LIMITED


Managing Director

(II)(b) Statement showing holding of Depository Receipts (DRs), where underlying shares held by "promoter/promoter group" are in excess of 1% of the total number of shares

Sr. No.	Name of the DR Holder	Type of outstanding DR (ADRs, GDRs, SDRs, etc.)	Number of shares underlying outstanding DRs	Shares underlying outstanding DRs as a percentage of total number of shares {i.e., Grand Total (A)+(B)+(C) indicated in Statement at para (I)(a) above}
1	N.A.	N.A.	N.A.	N.A.
TOTAL			0	0.00

For GANPATI PLASTFAB LIMITED


Managing Director